

12 Things to Check When Choosing Your Wedding Photographer


PRICE

If you are working on a tight budget then some wedding photographers may well be out of your budget. That being said don't go with the cheapest option either, there is a reason they are the cheapest. If you are on a budget ask your photographer if they take instalments. Most photographers will want payment complete before they photograph your wedding and certainly most likely before they hand over the images.




ALBUM QUALITY

Ultimately you want a good wedding album with good memories from your big day. Be sure to check out the photographers website or portfolio to see what sort of work they can produce. Also, check within the Wedding Package that they offer and that you have chosen that they offer a printed album, USB stick or even both. You may want a copy for someone so ask if they can provide this and if there is any extra cost



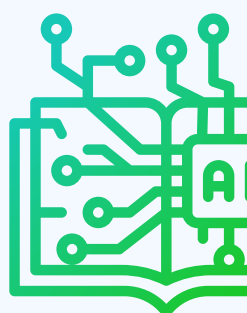
DON'T BE FOOLED

A Portfolio is just a collection of their best images! Don't be fooled into thinking that all of your images in your album will look this good... they won't. Ask them if you can view a previous client's complete wedding album so you can see what the real album is like and get a true look and feel for what the photographer's work is really like.



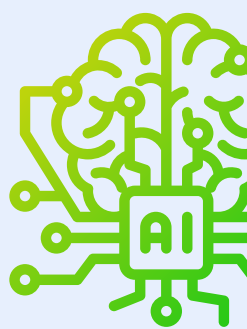
EDIT TIME

Some photographers can take months which if the Bride and Groom are unaware of can cause a bit of impatience and ill feeling. Most take a couple of weeks but check with them to make sure, also check if it states in the contract (if they have one).




HOW DO THEY WORK?

Does the photographer take control and bark orders, do they sit back and just let people do what they want or are they in between these extremes? You may want to know these details so that you know how they get their work done and are not surprised when they start telling people where to stand etc and your guests start to get annoyed being told where to stand and how to pose.




DO THEY POSE?

1. This is actually a very important point to know. If the photographer that you have chosen does pose then you need to give them time to get the people in the image posed properly. An experienced photographer will be able to pose a person within 30 seconds, however it can take upto 2 minutes to fine tune the pose, so imagine you have 6 bridesmaids in the image with you, this can take a few minutes for the photographer to get it the way they want it. an experienced photographer should have that image posed and shot within a minute but it all very much depends on their experience and the people in the photo, how well they react to being posed.



DO THEY WORK ALONE?


1. Will they bring an assistant or another photographer? You may need to feed and water them. Many wedding photographers use an assistant to help throughout the day, it is a long day for the photographer so they will have an assistant carry equipment or stand with a light stand just to make it a little easier for them, They may also be training the assistant up so there may be 2 people taking photos on the day, it is important to know who is the main photographer.



12 Things to Check When Choosing Your Wedding Photographer


CONTRACT

1. This is to protect both the couple and the photographer. Be aware if they don't then emails can be used as means of agreements should there be any legal dispute. Check all the details as it may include feeding, restrictions on fireworks, time limits etc. A well written contract also hints at a well organised and professional photographer. If there are any details you are unsure of or not happy with, make sure and discuss this with them before you agree to it. There are certain things that may be out of the photographers hands due to insurance or venue limitations so these may be forced and unavoidable.




INSURANCE

If you plan on using fireworks make sure your photographer is aware as this may affect their insurance.



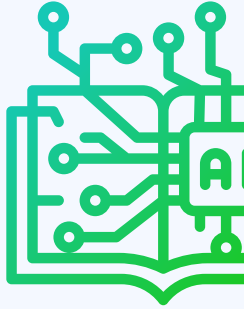
REVIEWS

The photographer may have previous clients reviews on their website, check them out to see what others are saying. Also checkout their social media platforms to see what the comments are saying.



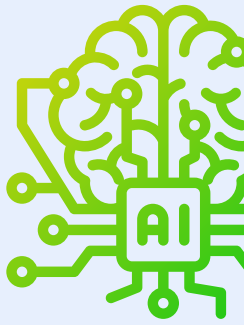
COMMUNICATION

1. Have they been asking questions, getting to know you and your partner, asking about the venue etc. Have they provided an initial questionnaire that gathers all of this information. An experienced photographer will want to know as much as possible as soon as possible so they can then start planning at their end. Be wary of the photographer who is happy to book you in based only on the dates and venue and as little information.



ADAPTABLE

We have all been there and checked out images online and seen some images that you love and want for your album...but will your photographer reproduce them or do they have their own images that they will only shoot as this is their style. Most will be happy to try and reproduce what you have seen online but not all, make sure and figure this out before you book them.



EMAIL

CONTACT US

Get in touch with us at james@argyllweddingphotography.co.uk or visit our website at: <https://argyllweddingphotography.co.uk>

